


Rapid IP20 junction box 2 entry for CL1 et CL2 luminaires...



WARRANTY & COMPLIANCY

Life time	50000hrs
Warranty	
CE marking	CE
Norms	2014/53/UE
Compatible surface inflammable	F

COMPATIBILIRT

This sensor is install in this follow product family	Driver Downlight Panel
--	------------------------------

GENERAL SPECIFICATION

Product	Connecteur
Family	RADBOX IP20
Voltage supply	AC300V +/-6% 4
Operating temperature range Ta	-35/+55 °C
Life time @ 25°C	50000hrs
Cycle on/off	∞
Driver defective rate @ 5000hrs	0,5%
Sensor mode	0.75-2mm2
Sensor function	
Body material	Polyamide
Seting up interface	
Installation	
Power supply and connection	Connector 2/3/4/5P 16A
Detection area	-
Accessories	Isolated wire
Maintenance & cleaning	Antistatic tissu; Humid tissu
Remark	Compliant driver DALI CL2 [RADBOXX4/5PCLIIW]

TECHNICAL DATA

Reference	Capacity Max (W)	Color	Dimensions (mm)
RADBOXX2PCLIB	-	RAL9017	76x27x22
RADBOXX3PCLIB	-	RAL9017	76x39x22
RADBOXX4PCLIB	-	RAL9016	97x58x27
RADBOXX5PCLIB	-	RAL9016	97x58x27

SENSOR SETTING

Référence
RADBOXX2PCLIB
RADBOXX3PCLIB
RADBOXX4PCLIB
RADBOXX5PCLIB

DIMMING MANAGEMENT



Référence produit	Dimming	Protocole
RADBOXX2PCLIB	-	on/off
RADBOXX3PCLIB	-	on/off
RADBOXX4PCLIB	-	on/off
RADBOXX5PCLIB	-	on/off

DETECTION AREA



ACCESSORIES

GRAPHICS



WIRING